



# Meeting Rooms

32 versatile  
event spaces at  
Singapore EXPO

SINGAPORE  
**EXPO**

Playground of Possibilities



## OUR LOCALE

# Eastern Precinct of Singapore

Singapore EXPO offers a prime location that caters perfectly to your event experience.

With over 1,500 hotel rooms available within the Changi precinct alone, foreign delegates enjoy seamless access to a variety of accommodation options to suit every budget.

Through our EXPO Advantage Program, our hotel partners collectively offer over 9,000 rooms across Singapore.

Our proximity to Changi International Airport also ensures effortless connectivity for international attendees.

■ **10 min drive**  
from Changi Airport & Jewel

■ **EXPO Station**  
dedicated station on 2 MRT lines


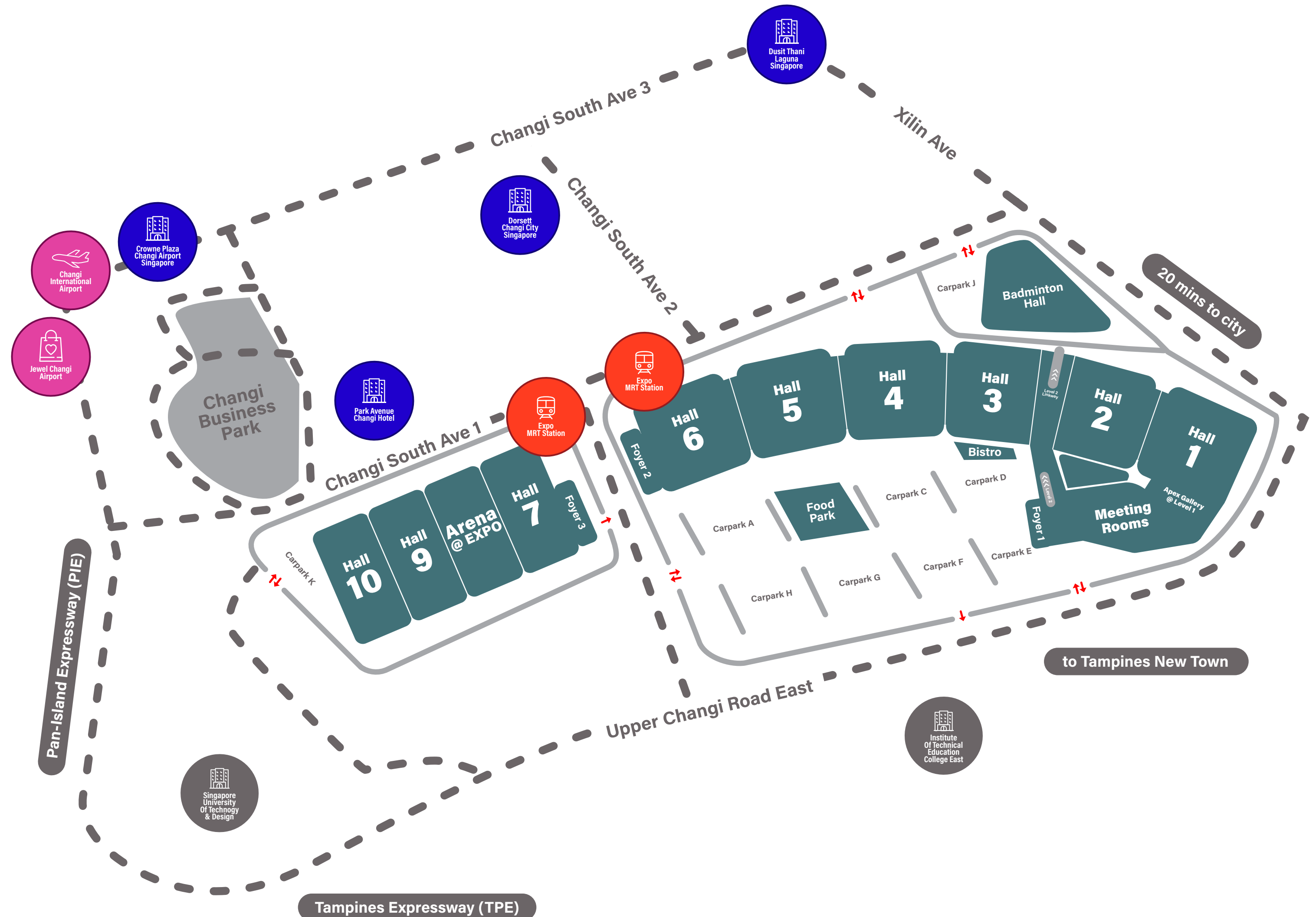
■ **3 major expressways**  
conveniently situated in close proximity

■ **20 min drive**  
from city centre

■ **Easily accessible**  
by public transportation

■ **Hotels within reach**  
such as Dusit Thani Laguna and  
Dorsett Changi City Singapore

For more information on our hotel partners, please visit <https://www.singaporeexpo.com.sg/organise-an-event/advantage-program/hotel-list>



OVERVIEW

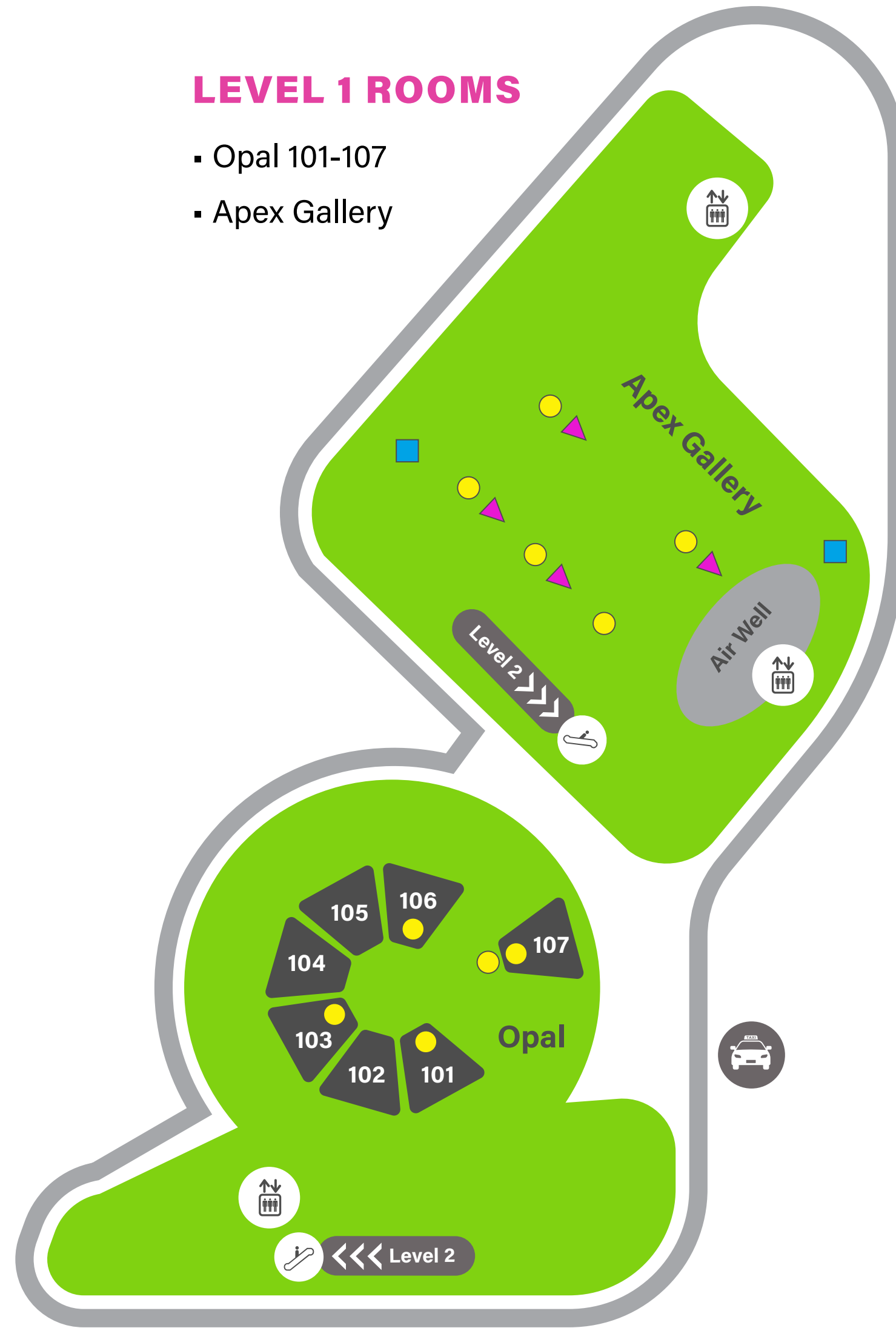
# Meeting Rooms

Fitted with modern audio-visual, lighting and technical capabilities, our meeting rooms provide over 12,000sqm (129,167 sqft) of meeting space spanning two levels.

Our column-free meeting rooms are designed to support a variety of events - from intimate business settings like boardroom meetings to larger set-ups like seminars, product launches and gala dinners. Our meeting rooms also come with large pre-function areas for pre-event cocktail receptions.

## LEVEL 1 ROOMS

- Opal 101-107
- Apex Gallery



## LEVEL 2 ROOMS

- Peridot 201-206
- Tourmaline 207-209
- Citrine 210-211
- Garnet 212-219
- Topaz 220-225
- Topaz Concourse



**LEGEND**

- 32A 3ø Ceeform
- 63A 3ø Ceeform
- ▲ 125A 3ø Ceeform

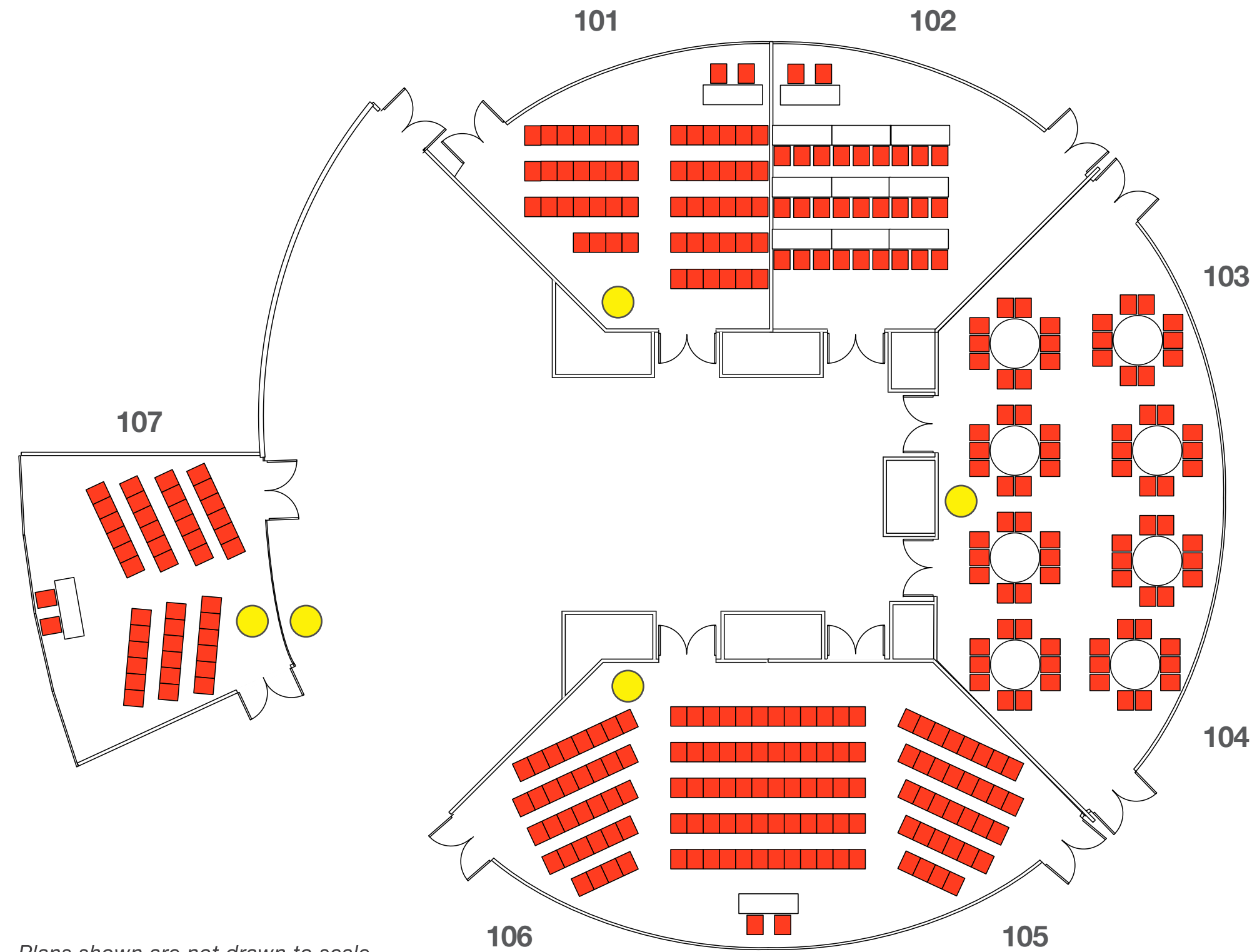


**MEETING ROOMS**

# Opal 101 to 107

Named after the gem that enhances creativity, this cluster of rooms are perfect for multi-faceted events at one location.

Delegates can move from a morning seminar to lunch next door and on to afternoon workshops with ease.



Plans shown are not drawn to scale

## COMBINED ROOM LAYOUT

- 101 - Theatre style
- 102 - Classroom style
- 103 - Banquet style
- 104 - Banquet style
- 105 - Theatre style
- 106 - Theatre style
- 107 - Theatre style

**LEGEND**

● 63A 3ø Ceeform

Opal 101 - 107	floor area		dimensions						capacity		
	sqm	sqft	metre			feet			theatre	classroom	banquet
			L	W	H	L	W	H			
101 to 106	56	605	7.5	7.5	3.6	24.60	24.60	11.81	55	27	40
107	56	603	7.0	8.0	3.6	22.96	26.24	11.81	42	18	40
101 & 102	113	1,211	15	7.5	3.6	49.20	24.60	11.81	130	57	80
103 & 104	113	1,211	15	7.5	3.6	49.20	24.60	11.81	130	57	80
105 & 106	113	1,211	15	7.5	3.6	49.20	24.60	11.81	130	57	80



**MEETING ROOMS**

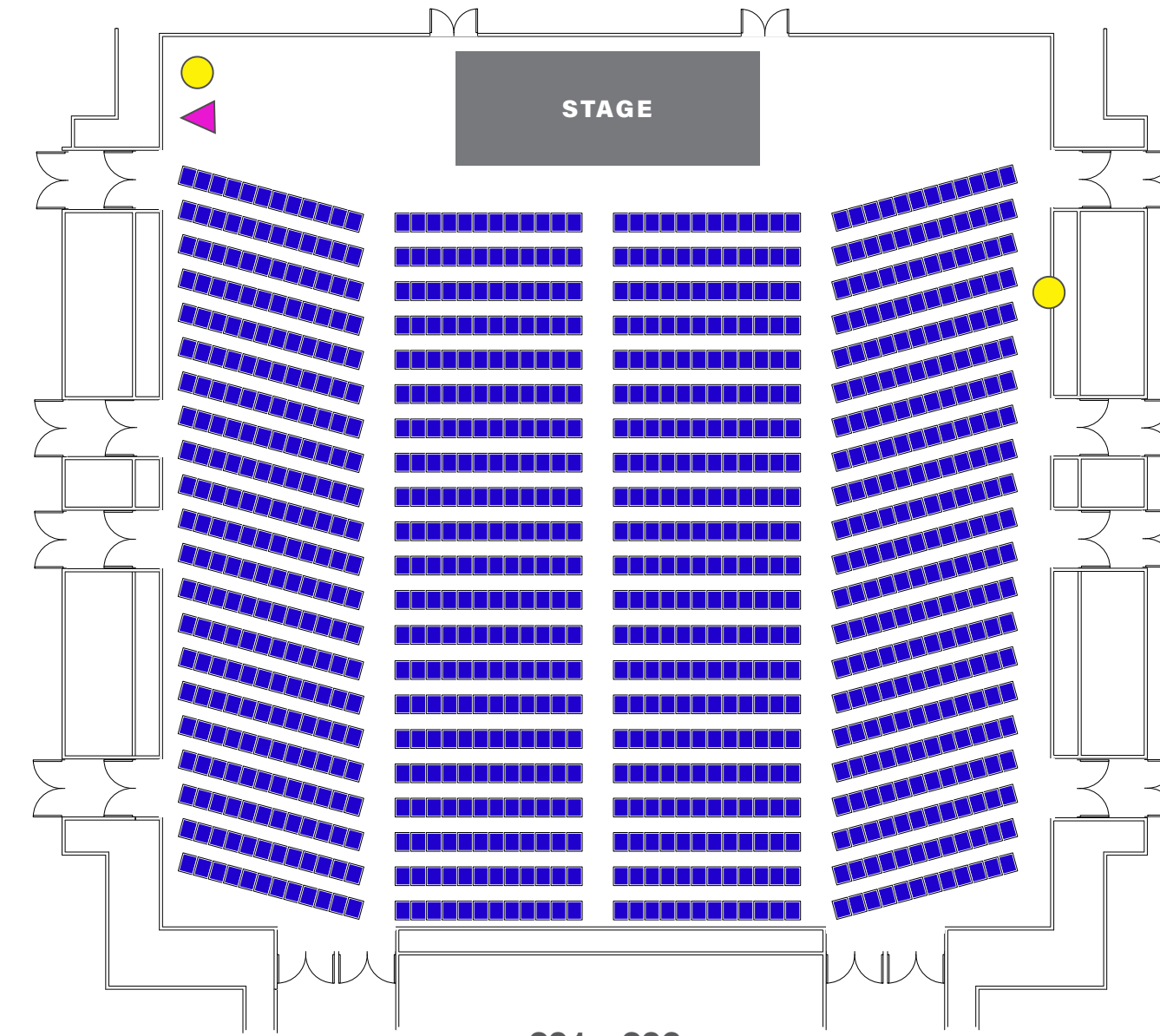
# Peridot 201 to 206

Inspired by the crystal that drives growth, our Peridot rooms are located on Level 2. They offer different configurations ranging from theatre, classroom to banquet, with a seating capacity of up to 1,000 persons. The rooms are column-free and can be used either individually or combined.

**INDIVIDUAL ROOM LAYOUT**  
(THEATRE STYLE)



**COMBINED ROOM LAYOUT**  
(THEATRE STYLE)




**LEGEND**

- 63A 3ø Ceeform
- ▲ 125A 3ø Ceeform

Plans shown are not drawn to scale

Peridot 201 - 206	floor area		dimensions						capacity		
	sqm	sqft	metre			feet			theatre	classroom	banquet
			L	W	H	L	W	H			
1 room	134	1,446	14.3	9.4	5.6	46.90	30.83	18.37	130	80	90
2 rooms	269	2,893	14.3	18.8	5.6	46.90	61.66	18.37	340	160	180
3 rooms	403	4,339	14.3	28.2	5.6	46.90	92.50	18.37	510	270	270
4 rooms	538	5,785	28.6	18.8	5.6	93.81	61.66	18.37	650	360	360
6 rooms	807	8,678	28.6	28.2	5.6	93.81	92.50	18.37	1,000	540	540

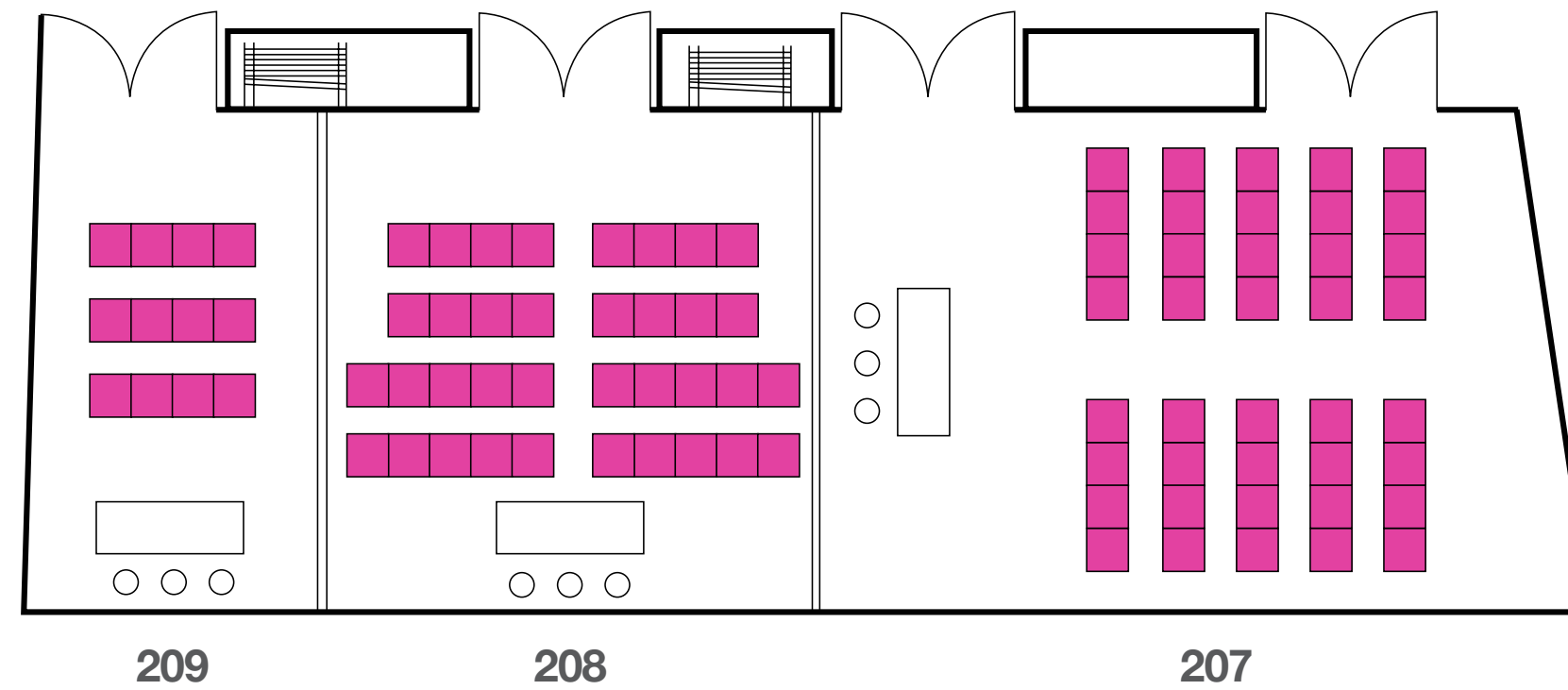
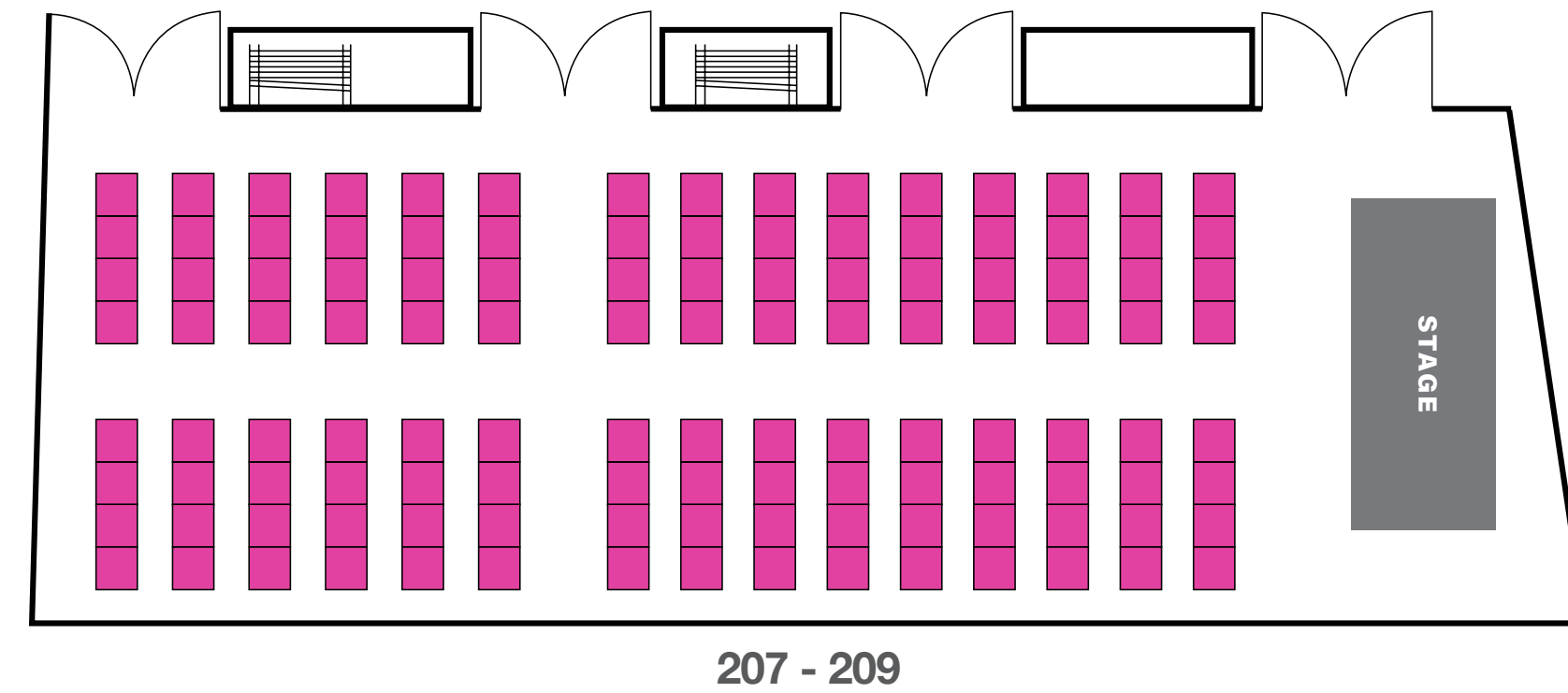


MEETING ROOMS

# Tourmaline 207 to 209

Named after the crystal that symbolises prosperity, our Tourmaline rooms are located on Level 2. They offer theatre and classroom style seating with a capacity of 15 to 125 persons. Suitable as secretariat, speaker or VIP holding rooms, they may be used individually or combined.

**COMBINED ROOM LAYOUT**  
(THEATRE STYLE)



**INDIVIDUAL ROOM LAYOUT**  
(THEATRE STYLE)

Plans shown are not drawn to scale

Tourmaline 207 - 209	floor area		dimensions						capacity	
	sqm	sqft	metre			feet			theatre	classroom
			L	W	H	L	W	H		
207	47	508	5.9	8.0	3.8	19.35	26.35	12.46	54	20
208	31	330	5.9	5.2	3.8	19.35	17.06	12.46	30	15
209	22	241	5.9	3.8	3.8	19.35	12.46	12.46	15	5
3 rooms	100	1,079	5.9	17.0	3.8	19.35	55.76	12.46	125	50




MEETING ROOMS

# Citrine 210 to 211

Inspired by the gemstone that gives mental clarity, our Citrine rooms, located on Level 2, are ideal for crew, secretariat or VIP holding rooms.



Citrine 210 - 211	floor area		dimensions					
	sqm	sqft	metre			feet		
			L	W	H	L	W	H
210	24	258	6.0	4.0	4.0	19.68	13.12	13.12
211	35	372	7.2	4.8	4.0	19.62	15.74	13.12



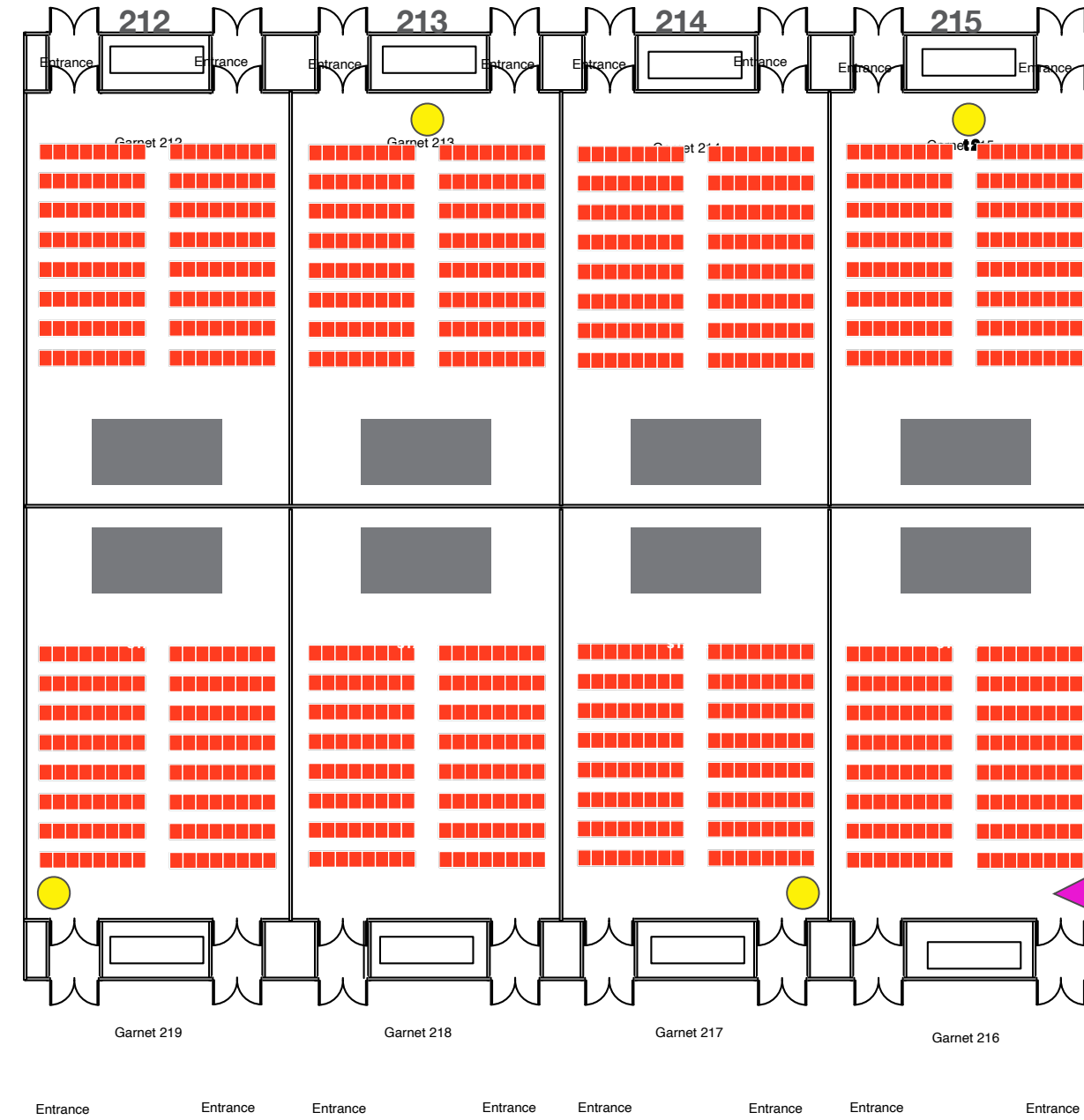
MEETING ROOMS

# Garnet 212 to 219

Named after the gemstone that represents energy and success, our Garnet rooms located on Level 2 are column-free, allowing for various meeting and event formats including gala dinners, seminars, townhalls and more. With the ability to be used individually or combined, our Garnet rooms can fit up to 1,500 persons.

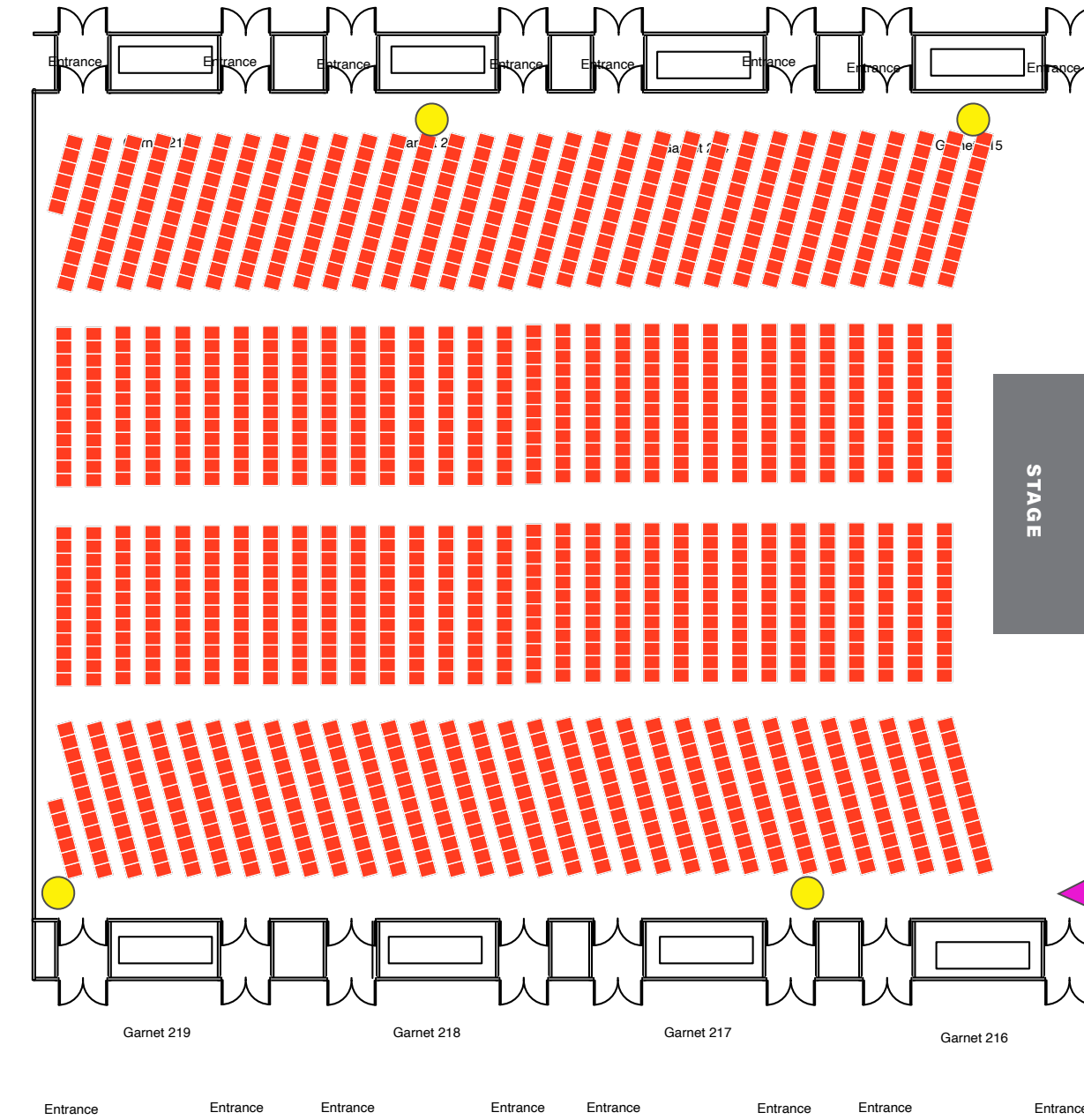
## INDIVIDUAL ROOM LAYOUT (THEATRE STYLE)

(THEATRE STYLE)



## COMBINED ROOM LAYOUT (THEATRE STYLE)

(THEATRE STYLE)



**LEGEND**

- 63A 3ø Ceeform
- ▲ 125A 3ø Ceeform

Plans shown are not drawn to scale

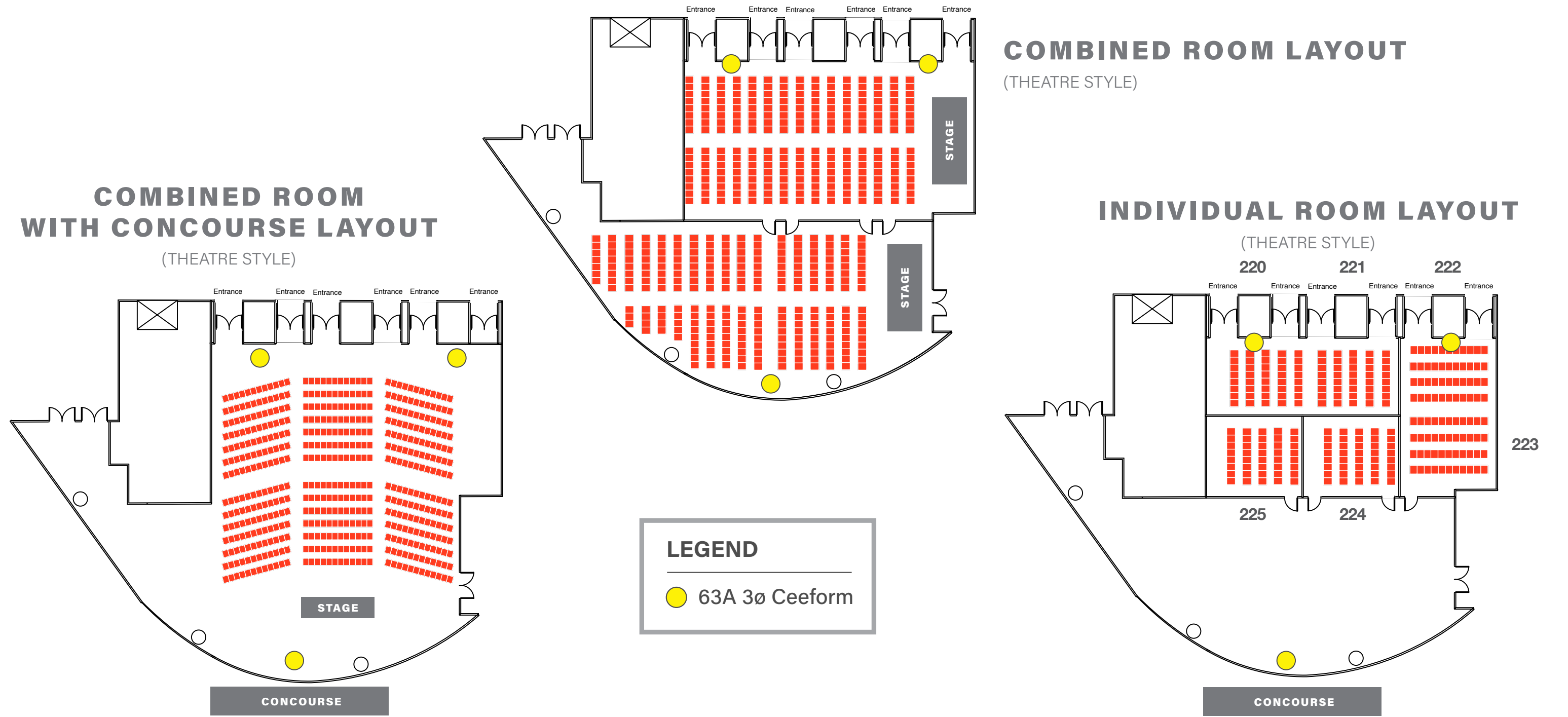
Garnet 212 - 219	floor area		dimensions						capacity		
	sqm	sqft	metre			feet			theatre	classroom	banquet
			L	W	H	L	W	H			
1 meeting room	148	1,597	15.3	9.7	5.8	50.18	31.82	19.02	130	75	90
2 meeting rooms	297	3,194	15.3	19.4	5.8	50.18	63.63	19.02	340	160	180
3 meeting rooms	445	4,791	15.3	29.1	5.8	50.18	95.45	19.02	530	270	280
4 meeting rooms	594	6,388	30.6	19.4	5.8	100.37	63.63	19.02	700	360	360
6 meeting rooms	891	9,581	30.6	29.1	5.8	100.37	95.45	19.02	1,010	630	630
8 meeting rooms	1,187	12,775	30.6	38.8	5.8	100.37	127.26	19.02	1,500	840	800



MEETING ROOMS

# Topaz 220 to 225 & Concourse

Inspired by the crystal known as a symbol of truth and wisdom, our Topaz rooms, together with the Concourse, offer a versatile space fit for conferences, meetings and banquets. Together, they have a seating capacity for up to 420 persons.



Topaz 220 - 225	floor area		dimensions						capacity		
	sqm	sqft	metre			feet			theatre	classroom	banquet
			L	W	H	L	W	H			
1 meeting room	33	358	6.4	5.2	4.8	50.18	17.06	15.74	40	18	20
2 meeting rooms	67	716	6.4	10.4	4.8	50.18	34.11	15.74	80	42	50
3 meeting rooms	100	1,074	19.2	5.2	4.8	50.18	17.06	15.74	110	54	70
4 meeting rooms	133	1,432	12.8	10.4	4.8	100.37	34.11	15.74	130	60	80
6 meeting rooms	200	2,149	19.2	10.4	4.8	100.37	34.11	15.74	240	108	140
Concourse	263	2,830	25.0	10.5	4.8	100.37	34.11	15.74	250	120	150
6 meeting rooms & Concourse	463	4,979	25.0	18.5	4.8	100.37	60.68	15.74	420	300	240



MEETING ROOMS

# General Specifications



		Opal	Peridot	Tourmaline	Citrine	Garnet	Topaz	Topaz Concourse
<b>Ceiling materials</b>		Acoustic	Acoustic	Acoustic	Acoustic	Acoustic	Acoustic	Acoustic
	1 set single leaf door 1.8m (W) x 2.3m (H)						223, 224, 225	
	1 set double leaf doors 1.8m (W) x 2.3m (H)			208, 209	210, 211			
<b>Entrance &amp; Exit</b>	2 sets double leaf doors 1.8m (W) x 2.3m (H)	101, 102, 103, 104, 105, 106, 107		207			220, 221, 222	Concourse
	3 sets double leaf doors 1.8m (W) x 2.3m (H)		203, 204					
	4 sets double leaf doors 1.8m (W) x 2.3m (H)		202, 205			212, 213, 214, 215, 216, 217, 218, 219		
	6 sets double leaf doors 1.8m (W) x 2.3m (H)		201, 206					
<b>Flooring</b>		Carpet	Carpet	Carpet	Carpet	Carpet	Carpet	Carpet
<b>Floor loading</b>		5.0KN/m2	5.0KN/m2	5.0KN/m2	4.0KN/m2	5.0KN/m2	5.0KN/m2	5.0KN/m2
<b>Room connectivity</b>		Operable walls except 107	Operable walls	Operable walls	Nil	Operable walls	Operable walls	Nil



MEETING ROOMS

# Audio Visual & Presentation Specifications



MEETING ROOMS STANDARD WIFI SPECIFICATIONS\*

<b>Wi-Fi bandwidth</b>	<b>Concurrent usage</b>
Up to 10Mbps ELL connection per device	Up to 1,000 devices

\*Premium Wi-Fi or SSID packages (starting from 20Mbps) are available upon request

Meeting rooms	Projector		Screens dimension (W x H)		Audio system
	type	ANSI Lumens	metre	type	type
Opal	Ceiling-mounted	6,000 / 8,000 (DLP projector)	3 x 3	Motorised	Built-in
Peridot	Ceiling-mounted	8,000 / 21,000 (DLP Projector)	4 x 4 6 x 4	Motorised	Built-in
Tourmaline	Portable	6,000 (DLP projector)	2.4 x 2.4	Portable	Portable
Citrine	Portable	6,000 (DLP projector)	2.4 x 2.4	Portable	Portable
Garnet	Ceiling-mounted	8,000 / 21,000 (DLP Projector)	4 x 4 6 x 4	Motorised	Built-in
Topaz	Ceiling-mounted / Portable	6,000 (DLP projector)	4 x 4	Motorised	Built-in
Topaz Concourse	Portable	8,000 (DLP projector)	3.3 x 1.9	Portable	Built-in



MEETING ROOMS

# M&E Specifications



Meeting rooms



	Opal	Peridot	Tourmaline	Citrine	Garnet	Topaz	Topaz Concourse	
<b>CATV</b>	1 no. per room							
<b>Ceiling lighting</b>	Dimmable in each room Average 500 lux							
<b>Communication</b>	<b>Single mode fibre</b>	7	6			9	6	
	<b>Multimode fibre</b>	7	6			9	6	
	<b>RJ45</b>	20 (2 x RJ45 Cat 6)	19 (2 x RJ45 Cat 6)	10 (2 x RJ45 Cat 5)	2 (2 x RJ45 Cat 6)	8 (2 x RJ45 Cat 6), 32 (RJ45 Cat 6)	1 (2 x RJ45 Cat 6), 24 (RJ45 Cat 6)	4 (RJ45 Cat 6)
	<b>Wall-mounted service box</b>					16	11	1
<b>Cee-forms</b>	<b>63A TPN</b>	1 each in 101, 103, 106, 107	1 each in 203, 204	nil	nil	1 each in 213, 215, 217, 219	1 each in 220, 222	1
	<b>125A TPN</b>	nil	1 in 203	nil	nil	1 in 216	nil	nil
<b>Fire protection system</b>	Fire sprinkler system, extinguishers & manual call points available							
<b>PA system</b>	Available for paging & announcement							
<b>Security</b>		1 indoor pan-tilt-zoom camera in each room & electromagnetic door locks	1 indoor pan-tilt-zoom camera in each room & electromagnetic door locks	Electromagnetic door locks	Electromagnetic door locks	1 indoor pan-tilt-zoom camera in each room & electromagnetic door locks	1 indoor pan-tilt-zoom camera in each room & electromagnetic door locks	
<b>Suspension points</b>	nil	nil	nil	nil	nil	4 points, loading 500kg/pt in each room	4 points, loading 250kg/pt in 220, 222, 223 and 225	4 points, 250kg/pt
<b>Ventilation</b>	Centralised air-conditioning system at 23.5°C							
<b>Water / Sewer points</b>	nil							



SINGAPORE  
**EXPO**

To find out how Singapore EXPO can transform your next meeting, please feel free to reach out or scan the QR code to submit your interest and we will be in touch with you.



 1 Expo Dr, Singapore 486150  +65 6403 2145

 [singaporeexpo.com.sg](http://singaporeexpo.com.sg)  [sales@singaporeexpo.com.sg](mailto:sales@singaporeexpo.com.sg)

   @singaporeexpo

**Playground** of Possibilities

